


MMA Weekly Report

日経平均株価

By Raymond A Merriman

投資日報出版 (株)



103-0013

3 12 11 GRANDE

1174 Mar. 16 2020

TEL 03-3669-0278

FAX 03-3668-4444

1. 回顧

3,318 17,431 20,347 13
16,690

" "

2. サイクルズ

		2020				17			
	2008	10	28	6,994		12			
17			8.33		2016	24	14,864	12	14,865
"					8.33				
						12	20		15
26					26		20,173		19
			22,951					10	
	11								
									"
				17					
									"
				17			24,115		

			2018	12	26	18,948				
							-8.33		34	30
		8.33				18	12		-33	
		33			16				2020	±
		-33			-16					
		" ... 33			16				...	
							8.33			
					16					
18	12				16				16	
		18	12			18	12	14		15
					...					
							16			8.33
		33								
		...			16					
		33			16					16
		"	18	12				8.33		33
		—					16			

3. ジオコスミックス (天体位相の分析)

±

27 30 ±

20,347 20,613

20

"

13

20

11

		27	30		29					±			
					27			±					
								"					
"	2019		11								1900		
			10		20								
31		...		2019	12				2018	12	21	2020	10
												20	
						2020				20			
10	31												
								17	24,115				
					12	13							
	13		25										
2021		12							90			2021	2023
				"				17					
											16		
								13	25				

4. 目標値及びパターン

						17	24,116			16	
										16	
									10		24,448
						23	24,129				
				"	...					16	
	21,532±	610									
	20,110	20,173								16	
			"				"				
			8.33								
			18	12							18
12		33								10	
16						17					
							10				
							21,705				"

		18	12	18,948				
			16	14,864		14,865		
				8.33				
	8.33						2008	10
6,994	2009		7,021			17		
							17	
			15,721±	2,060				13,500
15,500								
	17					14.53		
					13	16,690		
		20,030	23,284					
		13						
20,347	20,613							
		13		22,469	39	22,502		
				"	"	"	"	
"	"			"	"	13	39	
		24		22,845	39	22,329		
						"	"	
24	39			"	"			
15					8.59	10.67		
	15					7.84	17.12	
5. テクニカル下値支持線および上値抵抗線								
		16,684	16,686	15,602	15,965	14,238	11,660	15,602
					15,965			
		18,029	18,178	18,180	19,259	19,622	20,008	週の引け値が 19,622
を上回れば強気。					19,259			

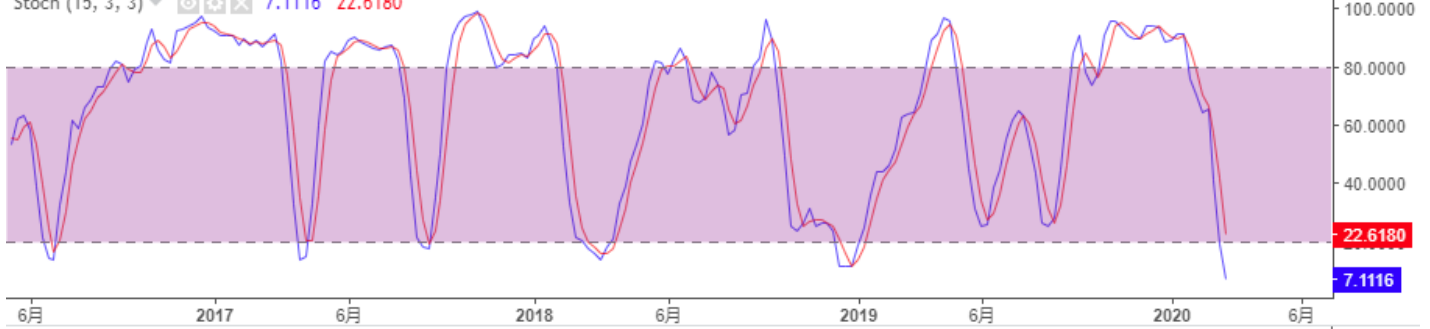
日経平均株価, 日本, 週, 東京 (CFD) 始値19828.00 高値19973.00 安値16670.00 終値17442.50

MA (24, close, 0) 22846.0204

MA (39, close, 0) 22260.2152



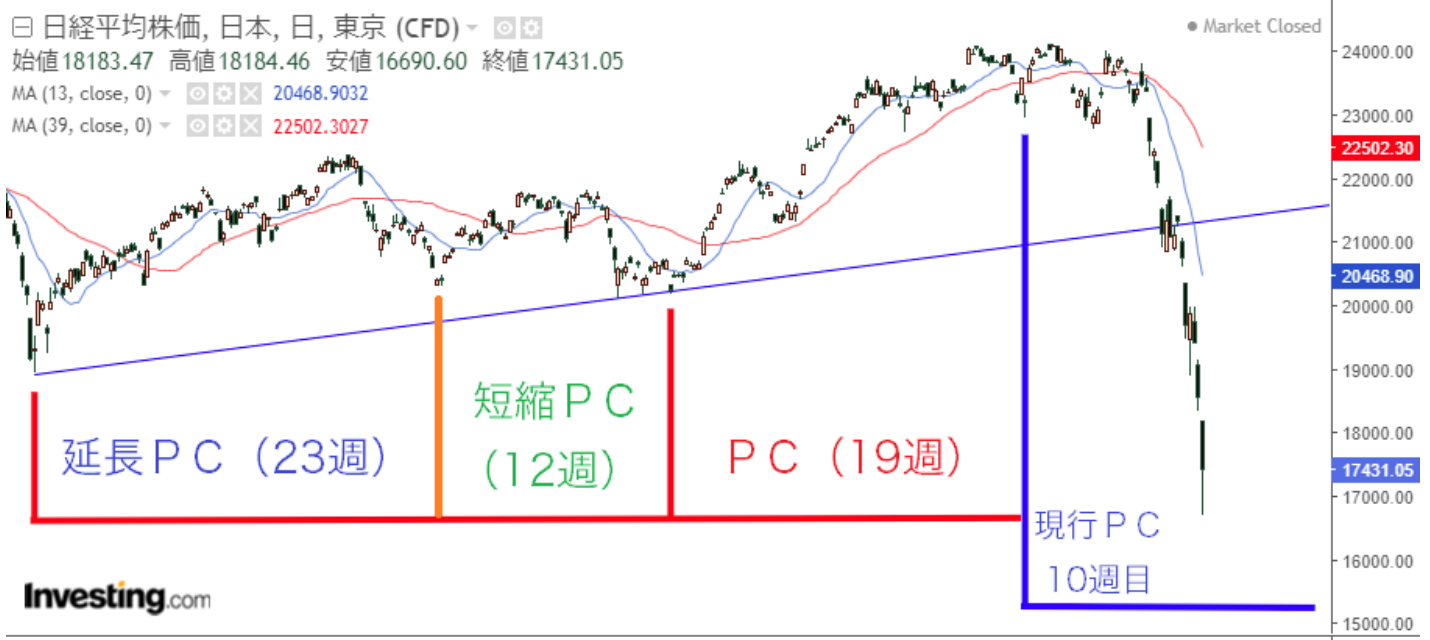
Stoch (15, 3, 3) 7.1116 22.6180



日経平均株価, 日本, 日, 東京 (CFD) 始値18183.47 高値18184.46 安値16690.60 終値17431.05

MA (13, close, 0) 20468.9032

MA (39, close, 0) 22502.3027



Stoch (15, 3, 3) 8.4775 10.6349

